




Revision History

Date	Version	Revision
3/31/2022	1.01.01.33R3	1. Fixed a bug. Resolved occasional startup failures.
12/16/2021	1.01.01.33R1B10	<p>Compatible with new hardware (hardware version: 03-xx-xx-xx-xx).</p> <p>Note: This release cannot be downgraded to former releases if it is new hardware.</p>
2/16/2020	1.01.01.33R1B6	1. Optimized debounce of the front panel buttons.
7/29/2019	1.01.01.33R1B5	1. Fixed an upgrade bug in 1.01.01.33R1. It is recommended to upgrade to 1.01.01.33R1B5 instead of 1.01.01.33R1.
2/25/2019	1.01.01.33R1	<p>1. Supported TrueArb: 2~16 kpts</p> <p>2. Optimized the UI of selecting built-in arbs</p> <p>3. Changed the clock switch strategy: When the clock source is set to External and no actual external clock signal is being received, the clock source will not switch to Internal automatically but the clock icon  will indicate that external clock is lost</p>
1/8/2019	1.01.01.30R1B2	1. Fixed a bug: Setting frequency of one channel with square wave causes another channel output disabled
7/24/2018	1.01.01.30R1	<p>1. Supported Up followed by Down Sweep mode in Linear sweep (no change for Log sweep).</p> <p>2. Changed the amplitude strategy of AM modulation: The carrier stays fixed at the amplitude, regardless of the modulation setting.</p> <p>3. Increased the upper limit of Harmonics number from 10 to 16.</p> <p>4. Added an icon to indicate clock source is internal or external.</p> <p>Internal:  External: </p> <p>5. Supported specifying Arb type by remote control when the modulating waveform is Arb.</p> <p>6. Supported changing the unit of amplitude without any amplitude change by long pressing the "Amplitude" softkey.</p> <p>7. Added "User" option under "PowerOn Setting".</p> <p>8. Added "Normal" as a new UI color style.</p> <p>9. Added memory space information in Store/Recall UI.</p> <p>10. Added ARB waveform name to display, allowing user to know which Arb waveform is loaded.</p> <p>11. Optimized response of the universal knob.</p> <p>12. Fixed several bugs:</p> <p>a) Burst cycles not corrected when it is set to a value ≥ 65536. [2017/12/25-1116387]</p>

Date	Version	Revision
		b) In some sweep case the start and stop frequencies deviate from the set values.
8/29/2017	1.01.01.22R5	1. Supported system recovery from U-disk.
10/8/2016	1.01.01.22	1. Permit setting the frequency to 0. 0 Hz would mean that the DDS accumulated phase word would be held/not change with time. 2. Fixed several bugs a) Single Channel AM Modulation Output Amplitude Is 9.3% too low b) Manual trigger cannot trigger both channels at the same time c) SW bug regarding the modulation with noise d) Display graphic error for displayed wave shape a) Cannot save the last state after the update
8/1/2016	1.01.01.21R1	1. Fixed several bugs
3/29/2016	1.01.01.19R2	The first formal release


Compatibility between Versions

Source Version	Object Version	Compatibility
1.01.01.33R1B10	1.01.01.33R3	Tested
1.01.01.33R1B6	1.01.01.33R3	Tested
1.01.01.33R1B6	1.01.01.33R1B10	Tested
1.01.01.30R1	1.01.01.33R1B6	Tested
1.01.01.33R1	1.01.01.33R1B5	Tested
1.01.01.30R1B2	1.01.01.33R1B5	Not Tested
1.01.01.30R1	1.01.01.33R1B5	Tested
1.01.01.22R5	1.01.01.33R1B5	Tested
1.01.01.22	1.01.01.33R1B5	Tested
1.01.01.21R1	1.01.01.33R1B5	Not Tested
1.01.01.19R2	1.01.01.33R1B5	Tested

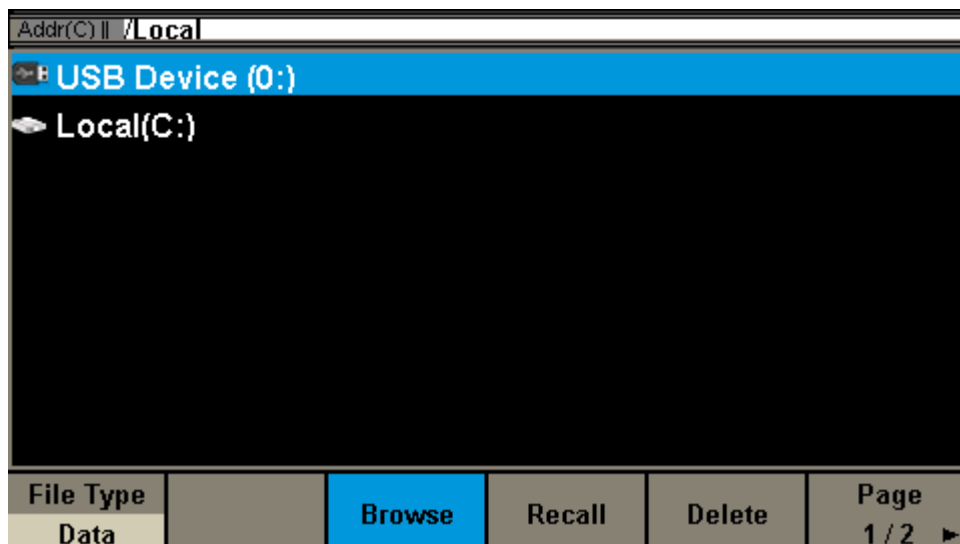
Update Instructions

WARNING: DO NOT shut off the instrument until the update is completed.

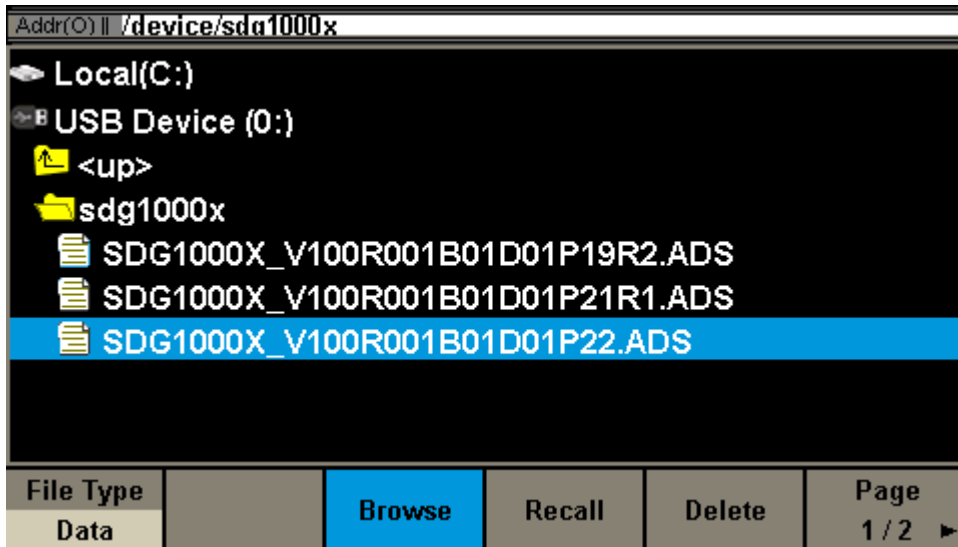
1. Copy the update file (*.ads) to a FLASH type U-disk, and then connect the U-disk to the USB host port of the instrument.



2. Press the **Utility** key on the front panel, and then softkey "System ->Page 1/2 -> Firmware Update", to enter the interface of the file browser.



3. Select "USB Device" thru the knob on the front panel, press "Browse", and then select the correct ads file using the knob



4. Press "Recall" to start the update. A progress bar is displayed during the update. After the update is completed, the generator will restart automatically.

WARNING: DO NOT shut off the instrument until the update is completed.